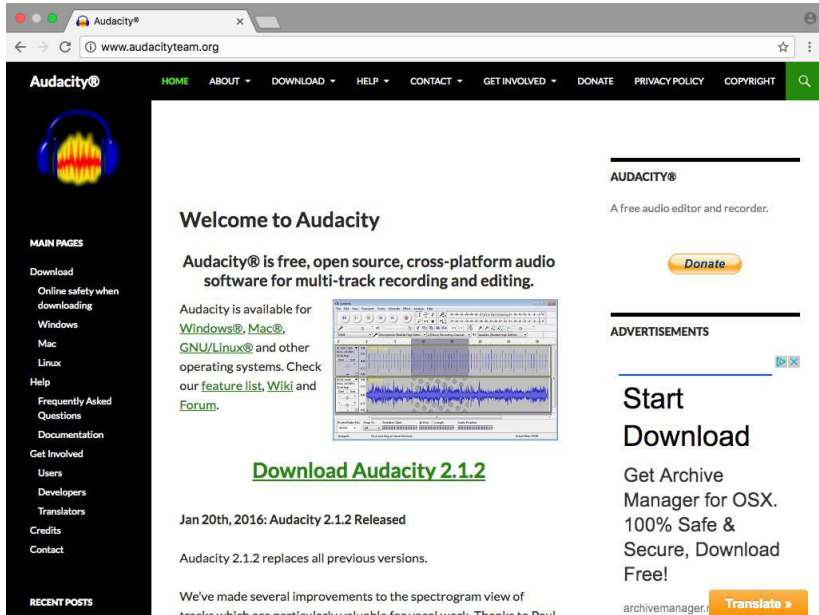


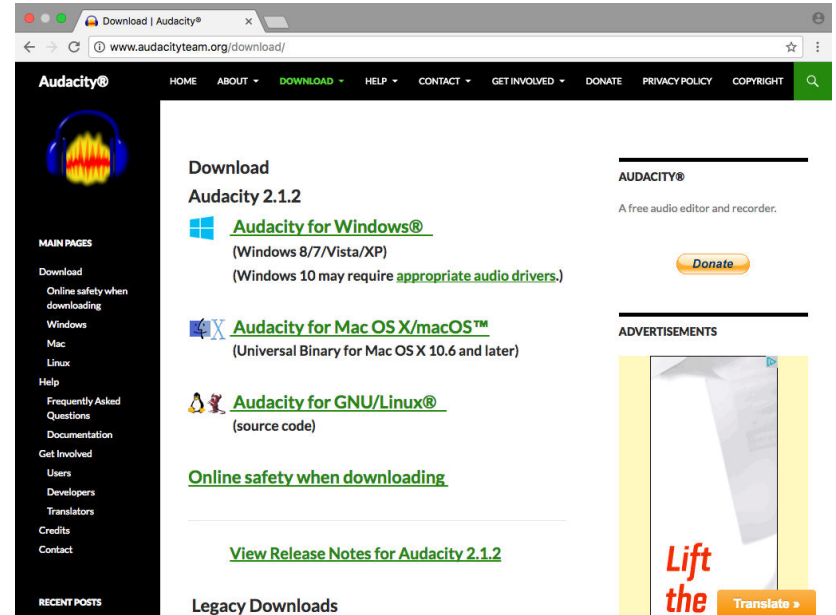
Record Tracks in Record Time

By: Mario Bajenting
Jason Kim

Download:



A screenshot of the Audacity website homepage. The browser address bar shows 'www.audacityteam.org'. The navigation menu includes 'HOME', 'ABOUT', 'DOWNLOAD', 'HELP', 'CONTACT', 'GET INVOLVED', 'DONATE', 'PRIVACY POLICY', and 'COPYRIGHT'. The main content area features a 'Welcome to Audacity' section with a sub-header 'Audacity® is free, open source, cross-platform audio software for multi-track recording and editing.' Below this is a screenshot of the Audacity software interface. A 'Download Audacity 2.1.2' link is prominently displayed. To the right, there is a 'Start Download' section with the text 'Get Archive Manager for OSX. 100% Safe & Secure, Download Free!' and a 'Translate' button. A sidebar on the left lists 'MAIN PAGES' such as 'Download', 'Online safety when downloading', 'Windows', 'Mac', 'Linux', 'Help', 'Frequently Asked Questions', 'Documentation', 'Get Involved', 'Users', 'Developers', 'Translators', 'Credits', and 'Contact'.



A screenshot of the Audacity website download page. The browser address bar shows 'www.audacityteam.org/download/'. The navigation menu is identical to the homepage. The main content area is titled 'Download Audacity 2.1.2' and lists three download options: 'Audacity for Windows®' (Windows 8/7/Vista/XP), 'Audacity for Mac OS X/macOS™' (Universal Binary for Mac OS X 10.6 and later), and 'Audacity for GNU/Linux®' (source code). A link for 'Online safety when downloading' is provided. Below this is a link to 'View Release Notes for Audacity 2.1.2'. The 'Legacy Downloads' section is visible at the bottom. The sidebar on the left is identical to the homepage. The right sidebar contains an 'ADVERTISEMENTS' section with a 'Lift the' graphic and a 'Translate' button.

Agenda

1. Introduction to Mario and Jason
2. Introduction to Audacity
3. Audacity in action
4. A few of our works

Introductions

Who are we?

Where are we from?

What instruments do we play?

What is Audacity?

Audacity® is free, open source, cross-platform audio software for multi-track recording and editing.

Edit sounds and make new songs from scratch.

Imported or record sounds, and layer them.

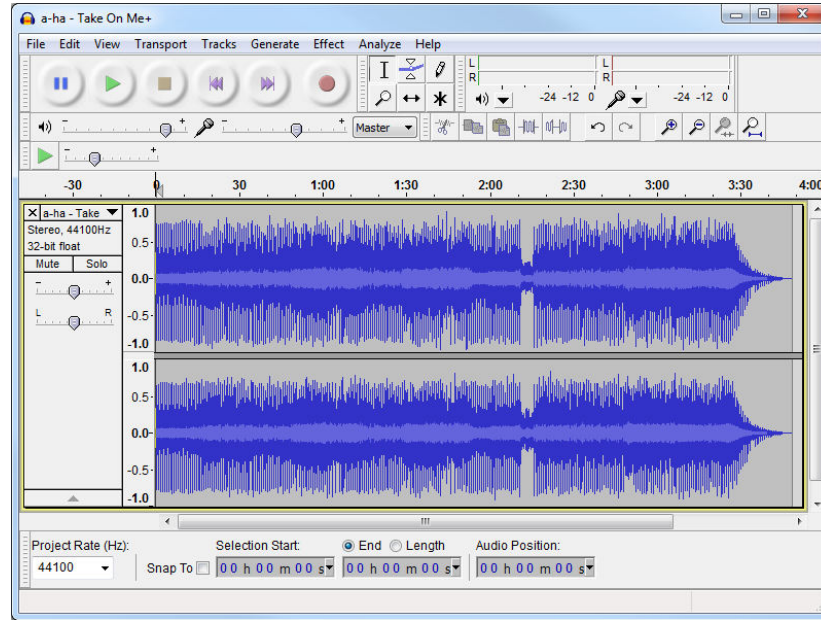
A very simple yet powerful program for anyone who wants to edit sounds, or even create a song.



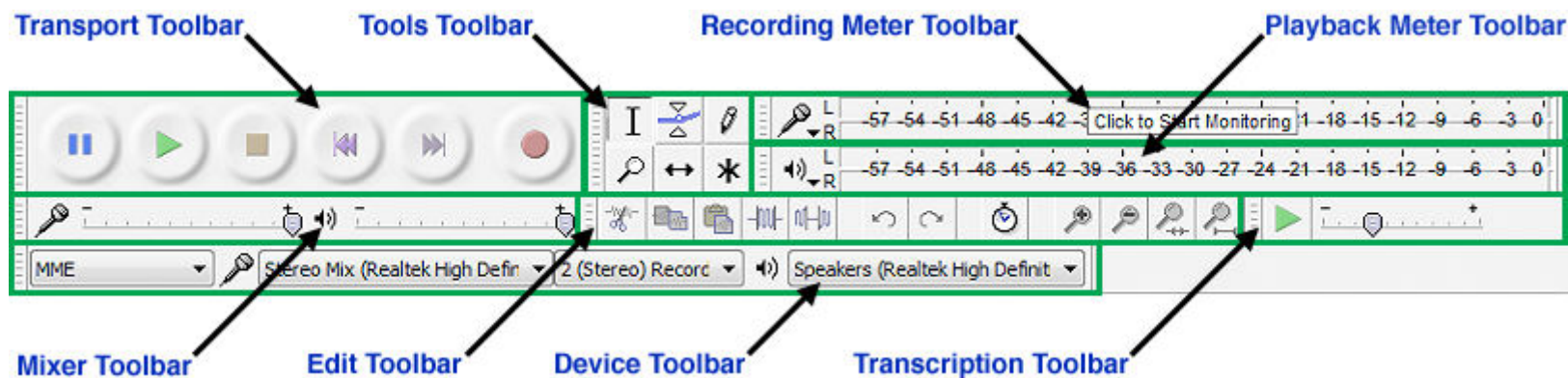
Audacity is for Everyone

- For Teachers
- For Students

Basic Features of Audacity



Toolbars



Upper Toolbar Dock Area

Transport Toolbar

Controls playback and recording and skips to start or end of project when neither playing or recording.



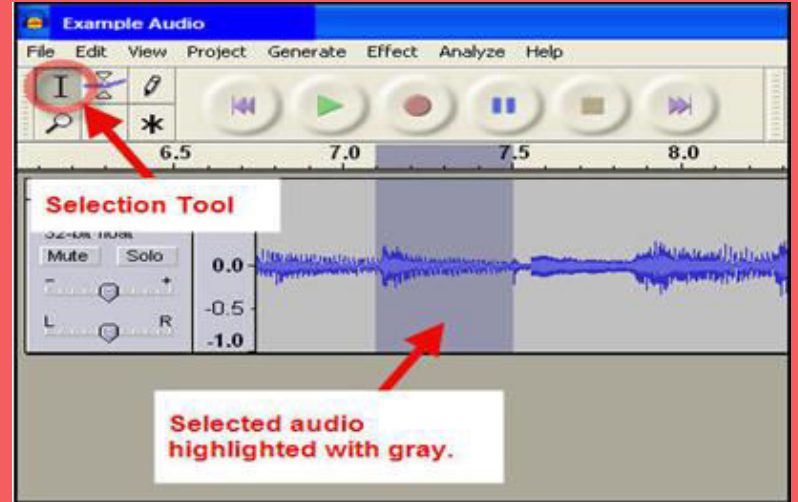
Tools Toolbar

Chooses various tools for selection, volume adjustment, zooming and time-shifting of audio.



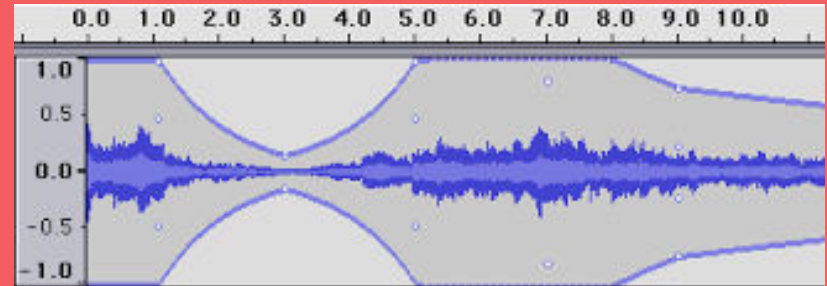
Selection

Click to select a start point for audio playback, or click and drag to select a range of audio to play or edit.



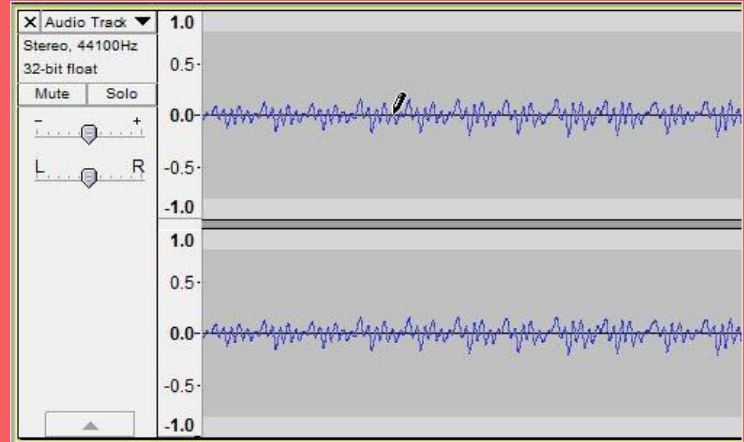
Envelope

Allows smooth and even volume changes throughout different tracks and phases in the audio. A control point is selected, then volume is set by dragging handles.



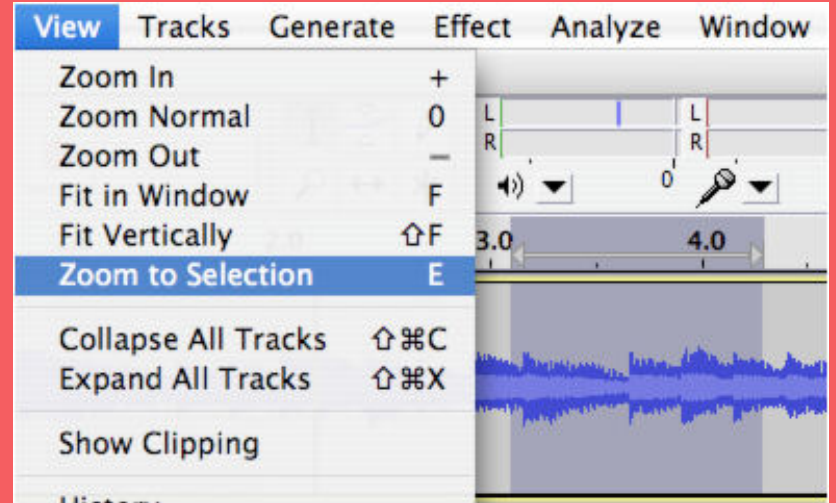
Draw

The waveform of the audio can manually be redrawn. Volume changes or small repairs can be made. Must be zoomed.



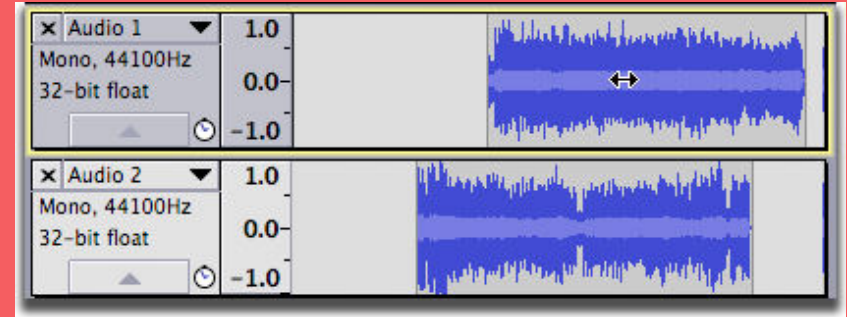
Zoom

Used to zoom in and out. The track can be either clicked on, or highlighted to zoom in.



Time Shift

Allows you to drag audio tracks to the left or right along the timeline.



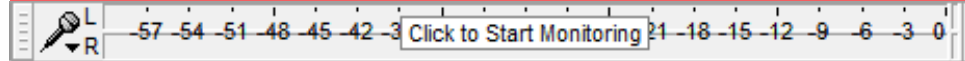
Multi-Tool

All five tools are combined in one. It changes depending on position of the mouth and the key chosen.




Recording Meter Toolbar

Displays recording levels and
toggles input monitoring when
not recording.



Playback Meter Toolbar

Displays playback levels.



Mixer Toolbar

Adjusts the recording and playback volumes of the devices currently selected in Device Toolbar.



Edit Toolbar

Cut, copy, paste, trim audio,
silence audio, undo, redo, sync-
lock, zoom.



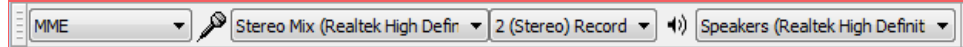
Transcription Toolbar

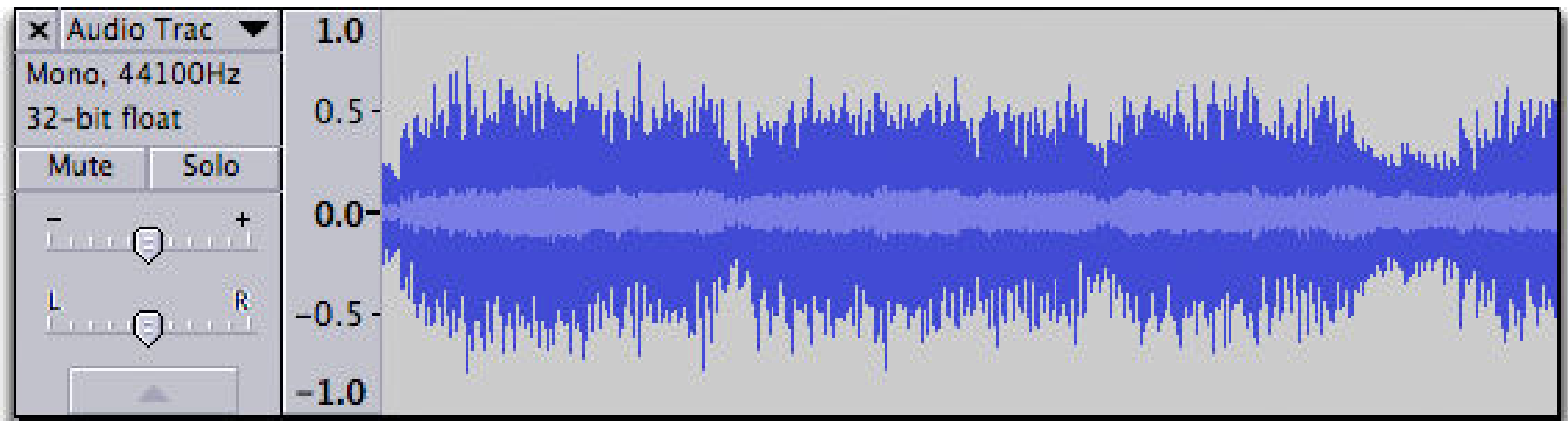
Plays audio at a slower or faster speed than normal, affecting pitch.



Device Toolbar

Selects audio host, recording device, number of recording channels and playback device.

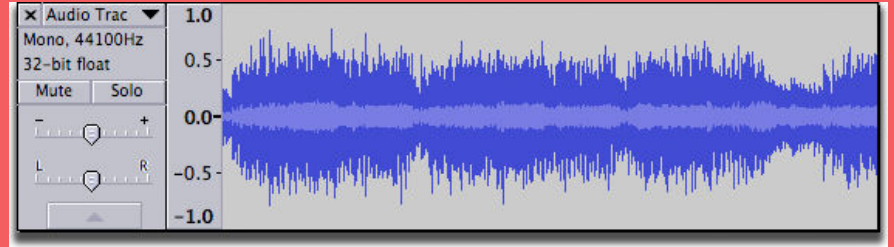


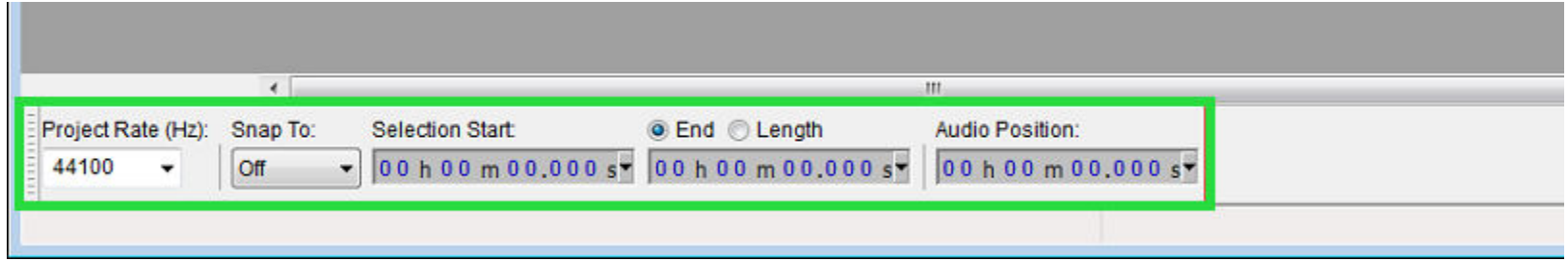


Audio Tracks

Audio Tracks

You can add more tracks, and all of them will be mixed together to create your final output, but during editing you can manipulate each track independently.

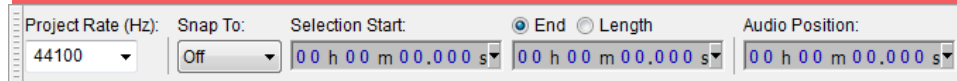




Lower Toolbar Dock Area

Selection Toolbar

Controls the sample rate of the project, snapping to the selection format and adjusts cursor and region position by keyboard input.



Effects, Generators, and Analyzers

Record Tracks in Record Time

By: Mario Bajenting
Jason Kim



Freelancer Loves Being Able To Barely Scrape By Livelihood On Own Schedule

EUGENE, OR—Praising the flexible lifestyle that comes with his manner of employment, local freelancer Martin Abraham told reporters Monday that he loves being able to barely scrape by a livelihood on his own schedule.

Audacity in Action

Record Tracks in Record Time

By: Mario Bajenting
Jason Kim



Question and Answer

ask us anything